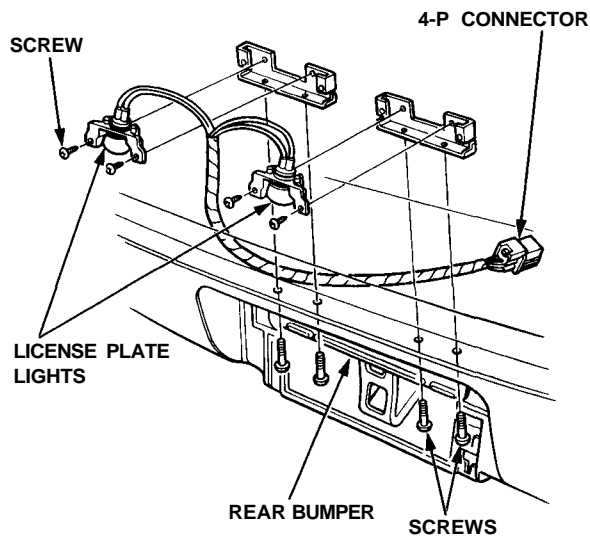


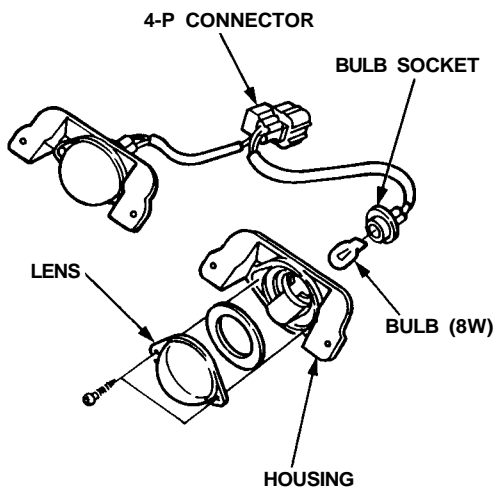
License Plate Lights

Replacement

1. Remove the eight screws and disconnect the 4-P connector.



2. Turn the bulb socket 45° counterclockwise to remove it from the housing, and replace the bulb.



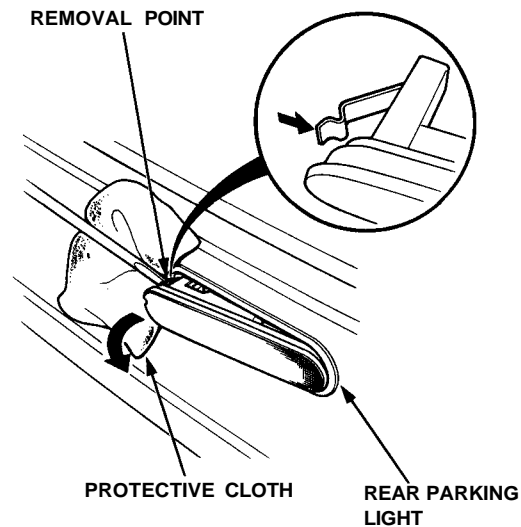
3. If necessary, separate the lens from the housing by removing the two screws.

Rear Parking Lights

Replacement

1. Carefully pry the rear parking light out of the rear fender.

NOTE: Be careful not to damage the rear parking light or the rear fender.



2. Disconnect the 2-P connector from the rear parking light.
3. Turn the bulb socket 45° counterclockwise to remove it.

